

Kingtronics®**M1 THRU M7****SURFACE MOUNT GENERAL RECTIFIER****REVERSE VOLTAGE 50 to 1000 Volts FORWARD CURRENT 1.0 Ampere****FEATURES**

The plastic package carries Underwriters Laboratory
Flammability Classification 94V-0
For surface mounted applications
Low reverse leakage
Built-in strain relief, ideal for automated placement
High forward surge current capability
High temperature soldering guaranteed:
250°C/10 seconds at terminals

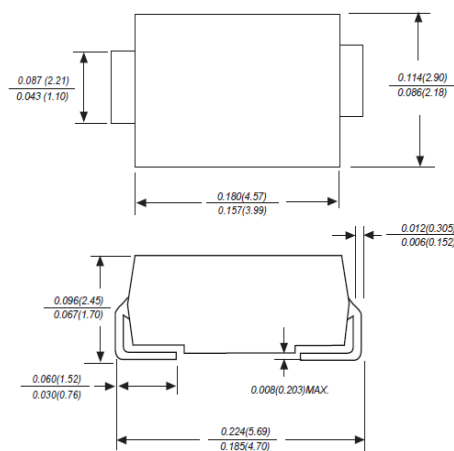

MECHANICAL DATA

Case: JEDEC DO-214AC molded plastic body

Terminals: Plated axial leads, solderable per MIL-STD-750,
Method 2026

Polarity: Color band denotes cathode end

Mounting position: Any

DO-214AC**MAXIMUM RATINGS AND ELECTRICAL CHARACTERISTICS**

Ratings at 25°C ambient temperature unless otherwise specified ,
Single phase, half wave, 60Hz, resistive or inductive load.

For capacitive load derate current by 20%

Dimensions in inches and (millimeters)

PARAMETER	SYMBOL	M1	M2	M3	M4	M5	M6	M7	UNIT
Maximum Repetitive Peak Reverse Voltage	V_{RRM}	50	100	200	400	600	800	1000	VOLTS
Maximum RMS Voltage	V_{RMS}	35	70	140	280	420	560	700	VOLTS
Maximum DC Blocking Voltage	V_{DC}	50	100	200	400	600	800	1000	VOLTS
Maximum average forward rectified current at $T_L = 55^\circ\text{C}$	$I_{(AV)}$	1.0							Amp
Peak Forward Surge Current 8.3ms single half sine-wave superimposed on rated load (JEDEC Method)	I_{FSM}	30.0							Amps
Maximum instantaneous forward voltage at 1.0A	V_F	1.1							VOLTS
Maximum DC Reverse Current $T_A = 25^\circ\text{C}$ at Rated DC blocking voltage $T_A = 100^\circ\text{C}$	I_R	5.0 50.0							μA
Typical Junction Capacitance (Note 1)	C_J	15.0							pF
Typical Thermal Resistance (Note 2)	$R_{\theta JA}$	75.0							$^\circ\text{C}/\text{W}$
Operating junction and Storage temperature range	T_J, T_{STG}	-55 to +150							$^\circ\text{C}$

1-Measured at 1MHz and applied reverse voltage of 4.0V D.C.

2- P.C.B. mounted with 0.2x0.2"(5.0x5.0mm) copper pad areas

Kingtronics® International CompanyWebsite: www.kingtronics.comEmail: info@kingtronics.com

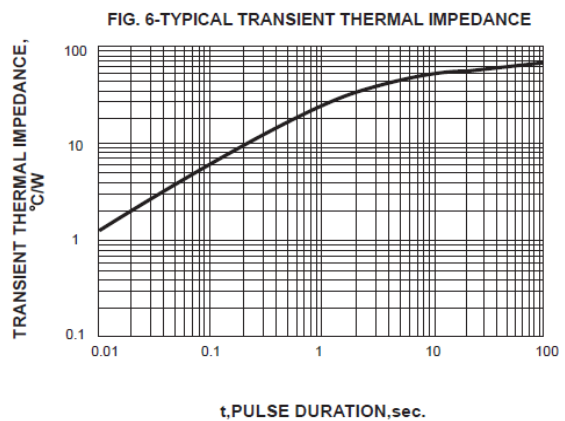
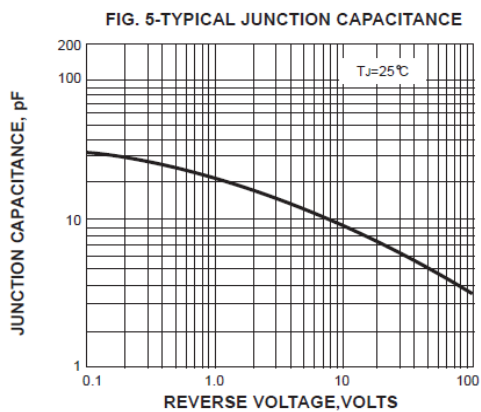
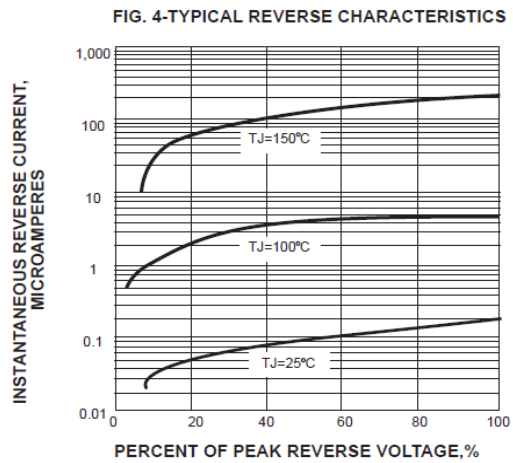
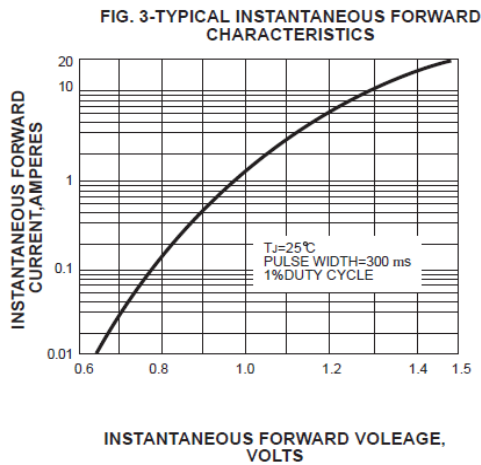
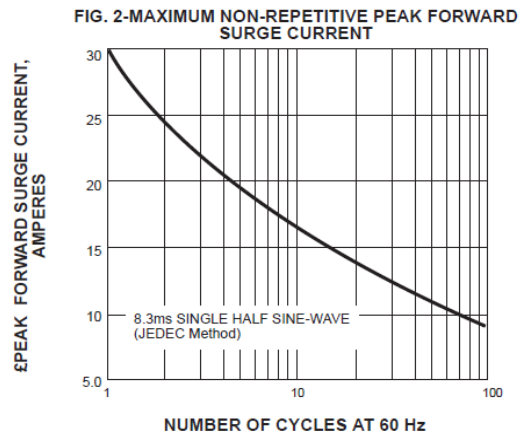
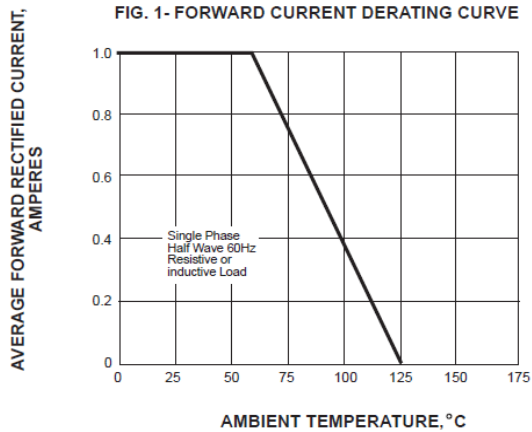
Tel: (852) 8106 7033

Fax: (852) 8106 7099

Kingtronics®

M1 THRU M7

RATINGS AND CHARACTERISTIC CURVES



Note: Specifications are subject to change without notice.

Kingtronics® International Company