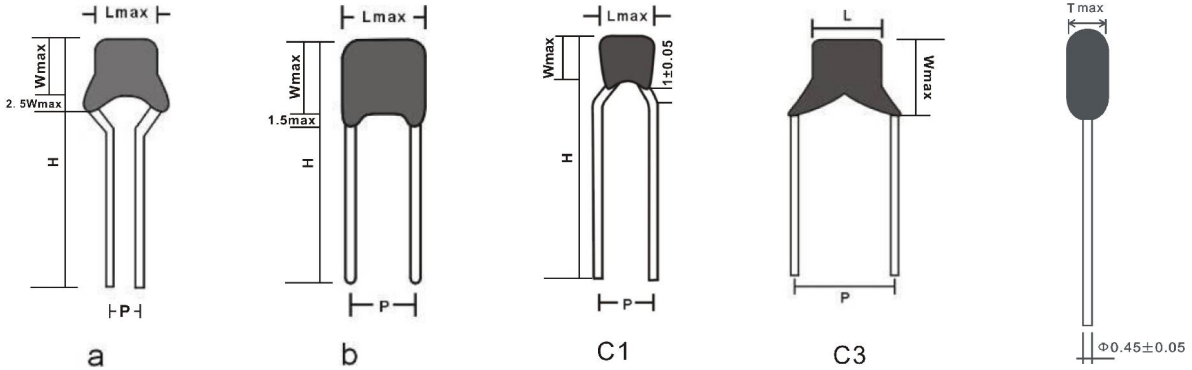


# Kingtronics®

# MKT

## Radial Multilayer Ceramic Capacitors

	NPO	X7R	Y5V
<b>Operating Temperature</b>	<b>-55°C ~ +125°C</b>	<b>-55°C ~ +125°C</b>	<b>-25°C ~ +85°C</b>



Size Code	Shape	Dimensions (mm)					voltage	Capacitance (pF)		
		F ( $\pm 0.5$ )	H ( $\pm 1$ )	Lmax	Wmax	Tmax		NPO	X7R	Y5V
<b>0805</b>	a	2.54	5.0							
	b	2.54	10.0				25V	0R5~332	331~104	
	C1	5.08	5.0/10.0	4.2	3.8	3.8	50V	0R5~222	331~104	103~105
	C2	5.08	5.0				100V	0R5~102	331~104	103~684
	C3	5.08	5.0/10.0	4.2	5.0	3.8				
<b>1206</b>	a	2.54					25V	0R5~682	102~224	
	b	3.50	10.0	5.0	4.5	3.8	50V	0R5~472	102~104	103~125
	C1	5.08					100V	0R5~392	102~105	103~105
<b>1210</b>	b	3.50	10.0	7.6	5.5	3.8	25V	0R5~103	102~334	
	C1	5.08					50V	0R5~472	102~224	104~155
							100V	0R5~392	102~105	
<b>1812</b>	b	4.57	10.0	8.5	8.5	3.8	25V	561~103	103~474	
							50V	561~682	103~334	154~335
							100V	561~472	103~105	
<b>2225</b>	b	5.50	10.0	10.5	9.5	4.2	25V	102~223	103~105	
							50V	102~223	103~105	684~475
							100V	102~103	103~474	
<b>3035</b>	b	7.50	10.0	12.5	10.5	4.2	25V	102~104	103~225	105~106
							50V	102~473	103~205	105~685
							100V	102~333	103~105	

\*Lead spacing determined by customer requirements.

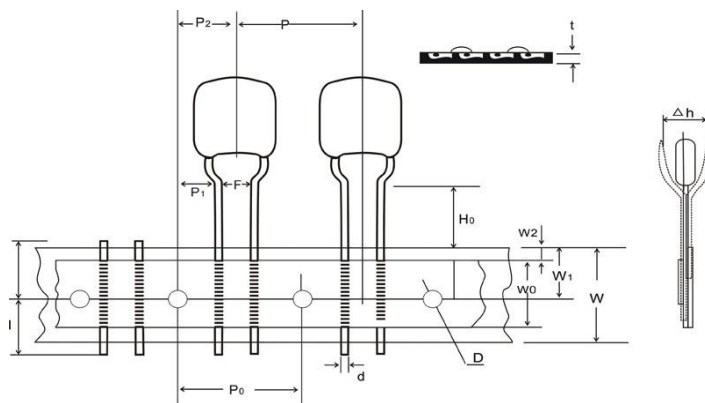
**Kingtronics® International Company**

# Kingtronics®

# MKT

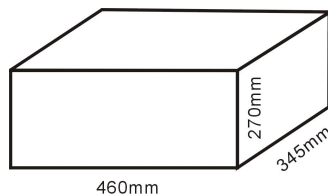
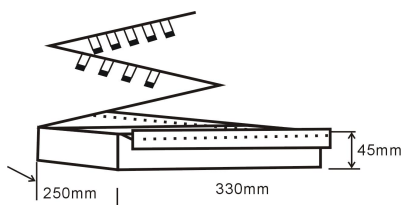
## Radial Multilayer Ceramic Capacitors

### Radial Leads MLCC Packaging Style



DESCRIPTION	SYMBOL	DIMENSIONS(mm)	REMARKS
PITCH OF COMPONENT	P	12.7±1.0	
FEEDHOLD PITCH	PO	12.7±0.3	CUMULATIVE PITCH ERROR: ±1.0mm/20 PITCHES
FEED HOLD CENTER TO LEAD	P1	3.85±0.7	FOR F:5.08, 5.1±0.7 FOR F:2.54
FEED HOLD CENTER TO COMPONENT CENTER	P2	8.35±1.3	
LEAD TO LEAD SPACING	F	5.08+0.8/-0.2 OR 2.5+0.8/-0.2	TO LEAD TIP WITHIN TOL
COMPONENT ALIGNMENT, F-R	△H	2.0max	THE ALIGNMENT FROM THE CENTER OF THE LEAD IS ±1.0mm
TAPE WIDTH	W	18.0±1	
ADHESIVE TAPE WIDTH	W0	12.0±1	
HOLE POSITION	W1	9.0±0.5	
ADHESIVE TAPE POSITION	W2	3.0max	ADHESIVE TAPE MUST NOT PROTRUDE FROM BADE PAPER
LEAD-WIRE CLINCH HEIGHT	H0	15-20±0.5	6.5<=H0-W1
COMPONENT HEIGHT	H1	32.25max	
FEED HOLE DIAMETER	D0	4.0±0.3	
TOTAL TAPE THICKNESS	T	0.7±0.2	

### Ammo Packaging



**Kingtronics® International Company**

# Kingtronics®

# MKT

Radial Multilayer Ceramic Capacitors

## How To Order Of Radial Leads MLCC :

MKT	---	0805	Y	104	M	500	PF3	R
↓		↓	↓	↓	↓	↓	↓	↓
<b>A</b>		<b>B</b>	<b>C</b>	<b>D</b>	<b>E</b>	<b>F</b>	<b>G</b>	<b>H</b>

**A:**  
Product Type

**D:**  
Capacitance  
First two digits are significant third digit is number of zeros.  
For Example:  
104=100000pF  
5R6=5.6pF

**F:**  
Rated Voltage  
The code meaning is same as capacitance.  
For Example:  
250=25V  
500=50V  
101=100V

**B:**  
Unit : Inches  
Cmos Chip Size (LxW)

Code	Chip
0805	0.08x0.05
1206	0.12x0.06
1210	0.12x0.10
1812	0.18x0.12
2225	0.22x0.25
3035	0.30x0.35

**E:**  
Tolerance

<b>B</b>	±0.10pF
<b>C</b>	±0.25pF
<b>D</b>	±0.5pF
<b>F</b>	±1.0%
<b>G</b>	±2.0%
<b>J</b>	±5.0%
<b>K</b>	±10%
<b>M</b>	±20%
<b>N</b>	±30%
<b>S</b>	+50% -20%
<b>Z</b>	+80% -20%
<b>P</b>	+100% -0%

**C:**  
Dielectric

<b>N</b>	NPO
<b>B</b>	X7R
<b>Y</b>	Y5V

B.C.D for  
C<10pF  
NPO:  
B.C.D.F.G.J.K.M.  
X7R: K.M.S.Z.  
Y5V: M.S.Z.P.

**G:**  
Packaging Style

<b>Ammo</b>	PF1	2.54mm
	PF3	5.08mm
<b>Bulk</b>	F1	2.54mm
	F2	4.57mm
	F3	5.08mm
	F4	7.50mm
	F5	3.50mm

**H:**  
Pb  
R      RoHS

Note: Specifications are subject to change without notice.

**Kingtronics® International Company**

Website: [www.kingtronics.com](http://www.kingtronics.com)    Email: [info@kingtronics.com](mailto:info@kingtronics.com)    Tel: (852) 8106 7033    Fax: (852) 8106 7099