

Kingtronics®

SKBPC3504 THRU SKBPC3516

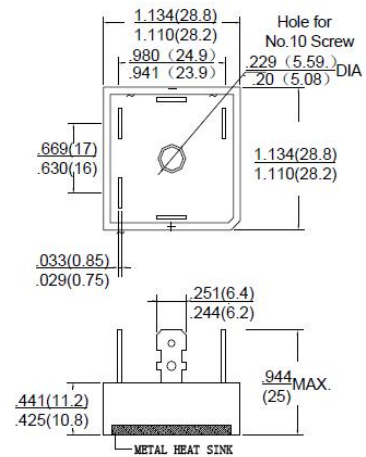
THREE PHASE GLASS PASSIVATED BRIDGE RECTIFIER

REVERSE VOLTAGE 400 to 1600 Volts FORWARD CURRENT 35 Ampere

FEATURES

- Io 35A
- V_{RRM} 400V~1600V
- Glass passivated chip
- High surge forward current capability

SKBPC



MAXIMUM RATINGS AND ELECTRICAL CHARACTERISTICS

Ratings at 25°C ambient temperature unless otherwise specified ,
Single phase, half wave, 60Hz, resistive or inductive load.

Dimensions in inches and (millimeters)

For capacitive load derate current by 20%

PARAMETER	SYMBOL	Conditions	SKBC 3504	SKBPC 3506	SKBPC 3508	SKBPC 3510	SKBPC 3512	SKBPC 3514	SKBPC 3516	UNIT
Repetitive Peak Reverse Voltage	V _{RRM}		400	600	800	1000	1200	1400	1600	V
Average Rectified Output Current	I _O	60Hz sine wave, R-load With heatsink T _c =55°C	35							A
Surge(Nonrepetitive) Forward Current	I _{FSM}	60Hz sine wave, 1 cycle, T _a =25°C	425							A
Current Squared Time	I ² t	1ms≤t<8.3ms T _j =25°C Rating of per diode	750							A ² S
Storage Temperature	T _{STG}		-40~+150							°C
Junction Temperature	T _J		-55~+150							°C
Dielectric Strength	V _{dis}	Terminals to case, AC 1 minute	2.5							KV
Item	SYMBOL	UNIT	Test Condition							Max
Peak Forward Voltage	V _{FM}	V	I _{FM} =12A, Pulse measurement, Rating of per							1.2
Peak Reverse Current	I _{RRM}	uA	V _{RM} =V _{RRM} , Pulse measurement, Rating of per diode							10
Thermal Resistance	R _{θJ-C}	°C/W	Between junction and case, With heatsink							1.35

Kingtronics® International Company

Kingtronics®

SKBPC3504 THRU SKBPC3516

RATINGS AND CHARACTERISTIC CURVES

图1: I_o - T_c 曲线
FIG1: I_o - T_c Curve

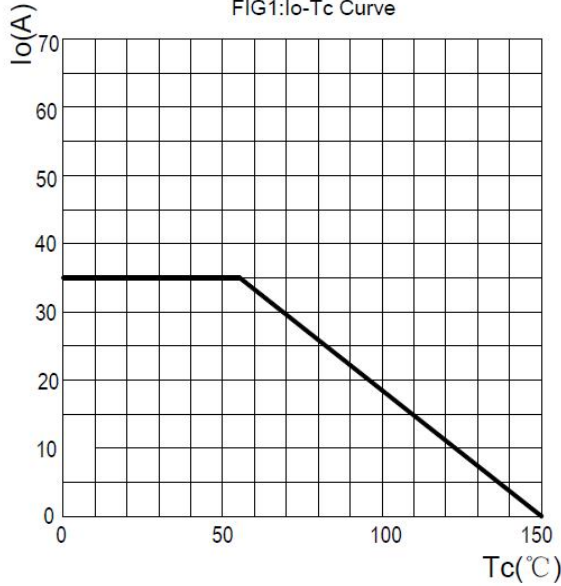


图2: 耐正向浪涌电流曲线
FIG2: Surge Forward Current Capability

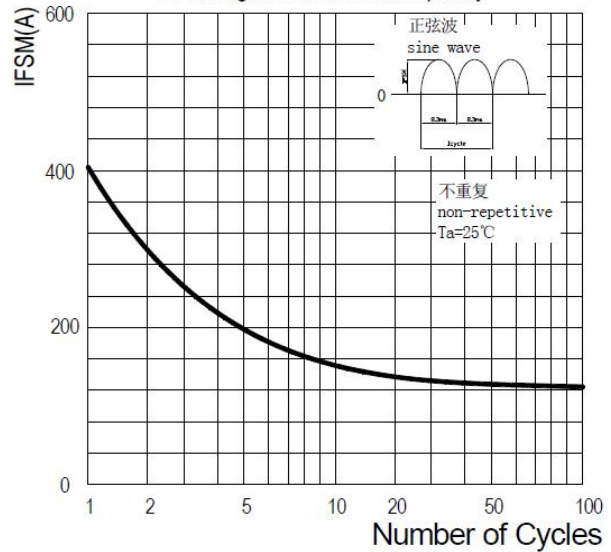


图3: 正向电压曲线
FIG3: Instantaneous Forward Voltage

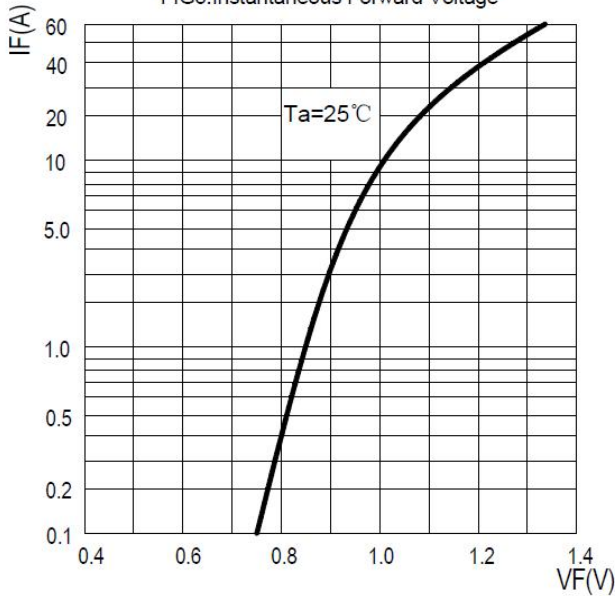
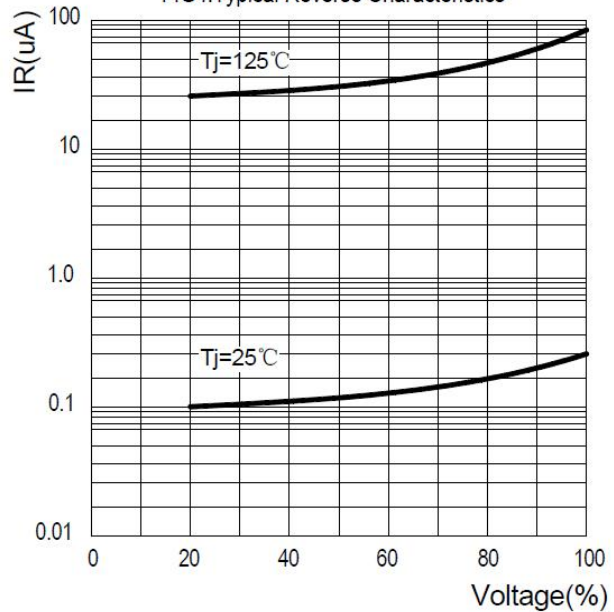


图4: 反向电流曲线
FIG4: Typical Reverse Characteristics



Note: Specifications are subject to change without notice.

Kingtronics® International Company