

Kingtronics®

NKT NTC Thermistor

Negative Temperature Coefficient Thermistor

FEATURES

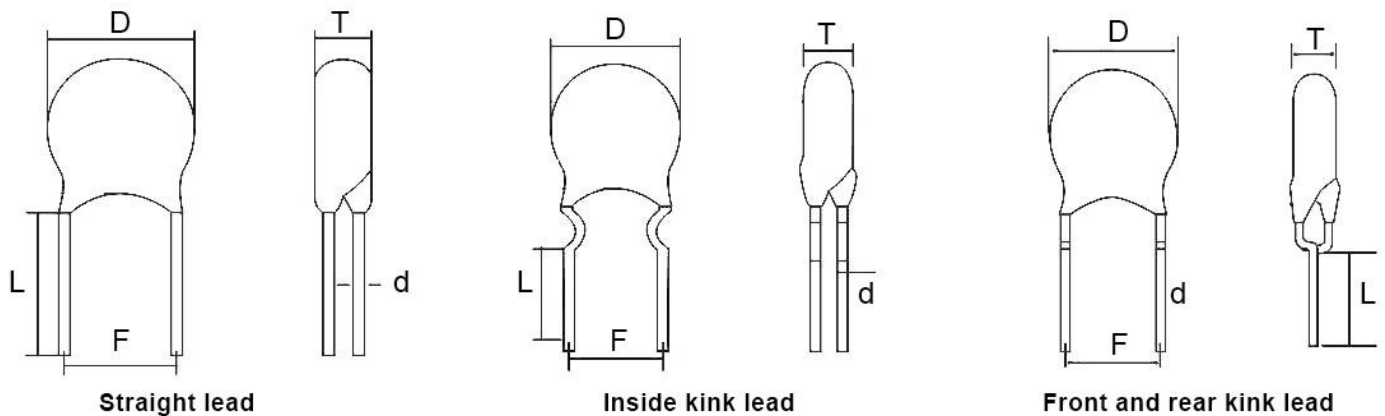
Large power, strong capacity of suppression of inrush current
 Big material constant (B value), small residual resistance
 Small size, Long life, high reliability and fast response

APPLICATIONS

Switching power-supply, switch power, ups power
 Electronic energy saving lamps, electronic ballast and all kinds of electric heater
 All kinds of RT, display and other lighting lamps



DRAWING:



Note: if no special request, commonly offer inside kink lead with long lead.

DIMENSIONS:

SIZE	D MAX	T MAX	d±0.1	F	Straight Lead Wire Lmin
NKT□□□D-05	7	5	0.55	5	15
NKT□□□D-07	9	5	0.55	5	15
NKT□□□D-09	11	6	0.75/0.55	7.5/5	15
NKT□□□D-11	13	6.5	0.75	7.5	15
NKT□□□D-13	15.5	7	0.75	7.5	15
NKT□□□D-15	17.5	7	0.75	7.5	15
NKT□□□D-20	22.5	7	1.0	10	15

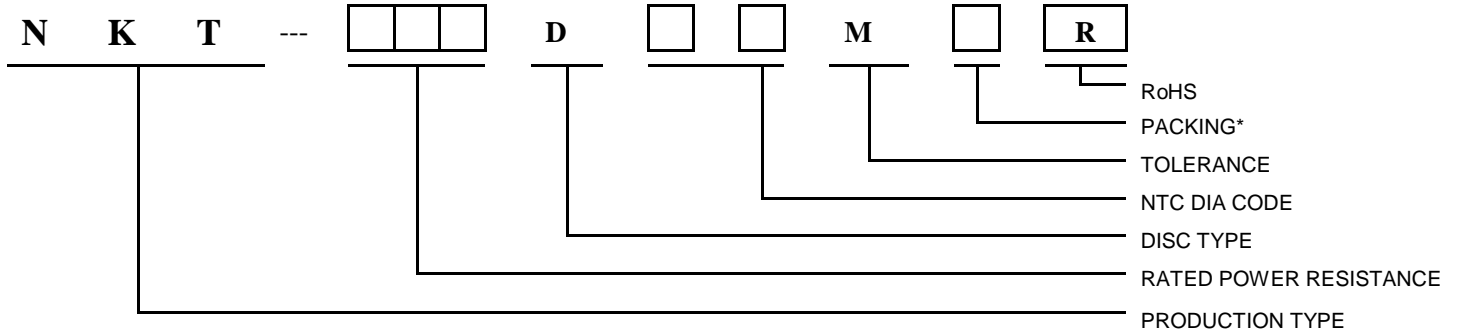
Kingtronics® International Company

Kingtronics®

NKT NTC Thermistor

Negative Temperature Coefficient Thermistor

HOW TO ORDER



*B for Bulk; A for Ammo; T for Tape & Reel

Negative Temperature Coefficient Thermistor D-05 Series

SPECIFICATION

Part No	Rated zero power resistance @ 25°C (Ω)	Maximum steady current @ 25°C (A)	Residual resistance at Maximum Steady Current @ 25°C (Ω)	B25/85(K) ±10%	Heat time constant (S)	Dissipation factor (mW/°C)	Operating temperature range (°C)
NKT050D05M	5	1	0.353	2500	<20	>6	-40°C~155°C
NKT100D05M	10	0.7	0.771	2600	<20	>6	-40°C~155°C
NKT150D05M	15	0.6	1.53	2600	<20	>6	-40°C~155°C
NKT200D05M	20	0.5	1.253	2600	<20	>6	-40°C~155°C
NKT220D05M	22	0.6	2.06	2600	<20	>6	-40°C~155°C
NKT300D05M	30	0.4	2.227	2600	<20	>6	-40°C~155°C

Negative Temperature Coefficient Thermistor D-07 Series

SPECIFICATION

Part No	Rated zero power resistance @ 25°C (Ω)	Maximum steady current @ 25°C (A)	Residual resistance at Maximum Steady Current @ 25°C (Ω)	B25/85(K) ±10%	Heat time constant (S)	Dissipation factor (mW/°C)	Operating temperature range (°C)
NKT050D07M	5	2	0.283	2600	<30	>10	-40°C~175°C
NKT080D07M	8	1	0.539	2600	<28	>9	-40°C~175°C
NKT100D07M	10	1	0.616	2800	<27	>9	-40°C~175°C
NKT120D07M	12	1	0.816	2800	<27	>9	-40°C~175°C
NKT160D07M	16	0.7	1.003	2800	<27	>9	-40°C~175°C
NKT200D07M	20	0.6	1.102	2800	<27	>9	-40°C~175°C
NKT220D07M	22	0.6	1.108	2800	<27	>9	-40°C~175°C
NKT300D07M	30	0.5	3.7059	2800	<28	>10	-40°C~175°C

Kingtronics® International Company

Kingtronics®**NKT NTC Thermistor**
Negative Temperature Coefficient Thermistor**Negative Temperature Coefficient Thermistor D-09 Series****SPECIFICATION**

Part No	Rated zero power resistance @ 25°C (Ω)	Maximum steady current @ 25°C (A)	Residual resistance at Maximum Steady Current @ 25°C (Ω)	B25/85(K) ±10%	Heat time constant (S)	Dissipation factor (mW/°C)	Operating temperature range (°C)
NKT030D09M	3	4	0.12	2600	<35	>11	-40°C~175°C
NKT040D09M	4	3	0.19	2600	<35	>11	-40°C~175°C
NKT050D09M	5	3	0.21	2600	<34	>11	-40°C~175°C
NKT060D09M	6	2	0.315	2600	<34	>11	-40°C~175°C
NKT070D09M	7	2	0.3265	2600	<34	>11	-40°C~175°C
NKT080D09M	8	2	0.4	2600	<32	>11	-40°C~175°C
NKT100D09M	10	2	0.458	2600	<32	>11	-40°C~175°C
NKT120D09M	12	1	0.652	2600	<32	>11	-40°C~175°C
NKT160D09M	16	1	0.802	2600	<31	>11	-40°C~175°C
NKT200D09M	20	1	0.864	2600	<30	>11	-40°C~175°C
NKT220D09M	22	1	0.95	2600	<30	>11	-40°C~175°C
NKT300D09M	30	1	1.022	2600	<30	>11	-40°C~175°C

Negative Temperature Coefficient Thermistor D-11 Series**SPECIFICATION**

Part No	Rated zero power resistance @ 25°C (Ω)	Maximum steady current @ 25°C (A)	Residual resistance at Maximum Steady Current @ 25°C (Ω)	B25/85(K) ±10%	Heat time constant (S)	Dissipation factor (mW/°C)	Operating temperature range (°C)
NKT2R5D11M	2.5	5	0.095	2600	<43	>13	-40°C~175°C
NKT030D11M	3	5	0.1	2600	<43	>13	-40°C~175°C
NKT040D11M	4	4	0.15	2600	<44	>13	-40°C~175°C
NKT050D11M	5	4	0.156	2800	<45	>13	-40°C~175°C
NKT060D11M	6	3	0.24	2800	<45	>13	-40°C~175°C
NKT070D11M	7	3	0.2824	2800	<45	>13	-40°C~175°C
NKT080D11M	8	3	0.255	2800	<47	>14	-40°C~175°C
NKT100D11M	10	3	0.275	2800	<47	>14	-40°C~175°C
NKT120D11M	12	2	0.462	2800	<48	>14	-40°C~175°C
NKT150D11M	15	2	0.468	2800	<50	>14	-40°C~175°C
NKT160D11M	16	2	0.47	2800	<50	>14	-40°C~175°C
NKT200D11M	20	2	0.512	3000	<52	>15	-40°C~175°C
NKT220D11M	22	2	0.563	3000	<52	>15	-40°C~175°C

Kingtronics® International Company

Kingtronics® NKT NTC Thermistor

Negative Temperature Coefficient Thermistor

Negative Temperature Coefficient Thermistor D-13 Series

SPECIFICATION

Part No	Rated zero power resistance @ 25°C (Ω)	Maximum steady current @ 25°C (A)	Residual resistance at Maximum Steady Current @ 25°C (Ω)	B25/85(K) ±10%	Heat time constant (S)	Dissipation factor (mW/°C)	Operating temperature range (°C)
NKT1R3D13M	1.3	7	0.062	2600	<60	>13	-40°C~200°C
NKT1R5D13M	1.5	7	0.073	2600	<60	>13	-40°C~200°C
NKT2R5D13M	2.5	6	0.088	2600	<60	>13	-40°C~200°C
NKT030D13M	3	6	0.092	2600	<60	>14	-40°C~200°C
NKT040D13M	4	5	0.12	2800	<67	>15	-40°C~200°C
NKT4R7D13M	4.7	5	0.1469	2800	<67	>15	-40°C~200°C
NKT050D13M	5	5	0.125	2800	<68	>15	-40°C~200°C
NKT060D13M	6	4	0.17	2800	<65	>15	-40°C~200°C
NKT070D13M	7	4	0.188	3000	<65	>15	-40°C~200°C
NKT080D13M	8	4	0.194	3000	<60	>15	-40°C~200°C
NKT100D13M	10	4	0.206	3000	<65	>15	-40°C~200°C
NKT120D13M	12	3	0.316	3200	<65	>16	-40°C~200°C
NKT150D13M	15	3	0.335	3200	<60	>16	-40°C~200°C
NKT160D13M	16	3	0.338	3200	<60	>16	-40°C~200°C
NKT180D13M	18	3	0.356	3200	<60	>16	-40°C~200°C
NKT200D13M	20	3	0.372	3200	<65	>16	-40°C~200°C
NKT220D13M	22	3	0.625	3200	<65	>16	-40°C~200°C

Kingtronics® International Company

Website: www.kingtronics.com Email: info@kingtronics.com Tel: (852) 8106 7033 Fax: (852) 8106 7099

Kingtronics®**NKT NTC Thermistor**
Negative Temperature Coefficient Thermistor**Negative Temperature Coefficient Thermistor D-15 Series****SPECIFICATION**

Part No	Rated zero power resistance @ 25°C (Ω)	Maximum steady current @ 25°C (A)	Residual resistance at Maximum Steady Current @ 25°C (Ω)	B25/85(K) ±10%	Heat time constant (S)	Dissipation factor (mW/°C)	Operating temperature range (°C)
NKT1R3D15M	1.3	8	0.048	2600	<68	>18	-40°C~200°C
NKT1R5D15M	1.5	8	0.052	2600	<69	>18	-40°C~200°C
NKT2R5D15M	2.5	7	0.065	2800	<76	>18	-40°C~200°C
NKT030D15M	3	7	0.075	2800	<76	>18	-40°C~200°C
NKT040D15M	4	6	0.1985	2800	<76	>18	-40°C~200°C
NKT050D15M	5	6	0.112	3000	<76	>20	-40°C~200°C
NKT060D15M	6	5	0.155	3000	<80	>20	-40°C~200°C
NKT070D15M	7	5	0.173	3000	<80	>20	-40°C~200°C
NKT080D15M	8	5	0.178	3000	<80	>20	-40°C~200°C
NKT100D15M	10	5	0.18	3200	<75	>20	-40°C~200°C
NKT120D15M	12	4	0.25	3200	<75	>20	-40°C~200°C
NKT150D15M	15	4	0.268	3200	<85	>21	-40°C~200°C
NKT160D15M	16	4	0.276	3200	<70	>21	-40°C~200°C
NKT180D15M	18	4	0.3375	3200	<70	>21	-40°C~200°C
NKT200D15M	20	4	0.288	3200	<86	>21	-40°C~200°C

Negative Temperature Coefficient Thermistor D-20 Series**SPECIFICATION**

Part No	Rated zero power resistance @ 25°C (Ω)	Maximum steady current @ 25°C (A)	Residual resistance at Maximum Steady Current @ 25°C (Ω)	B25/85(K) ±10%	Heat time constant (S)	Dissipation factor (mW/°C)	Operating temperature range (°C)
NKT1R3D20M	1.3	9	0.037	2600	<88	>24	-40°C~200°C
NKT2R2D20M	2.2	8	0.1292	2800	<88	>24	-40°C~200°C
NKT2R5D20M	2.5	8	0.052	2800	<88	>24	-40°C~200°C
NKT030D20M	3	8	0.055	2800	<88	>24	-40°C~200°C
NKT050D20M	5	7	0.087	3000	<87	>24	-40°C~200°C
NKT060D20M	6	6	0.113	3000	<103	>25	-40°C~200°C
NKT080D20M	8	6	0.142	3000	<105	>25	-40°C~200°C
NKT100D20M	10	6	0.162	3200	<102	>25	-40°C~200°C
NKT120D20M	12	5	0.195	3200	<100	>25	-40°C~200°C
NKT160D20M	16	5	0.212	3200	<100	>25	-40°C~200°C

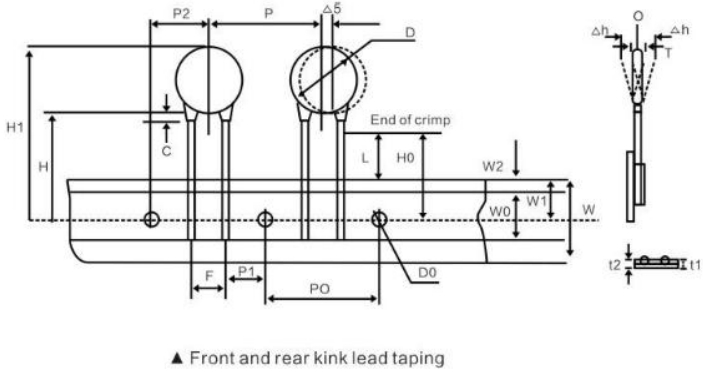
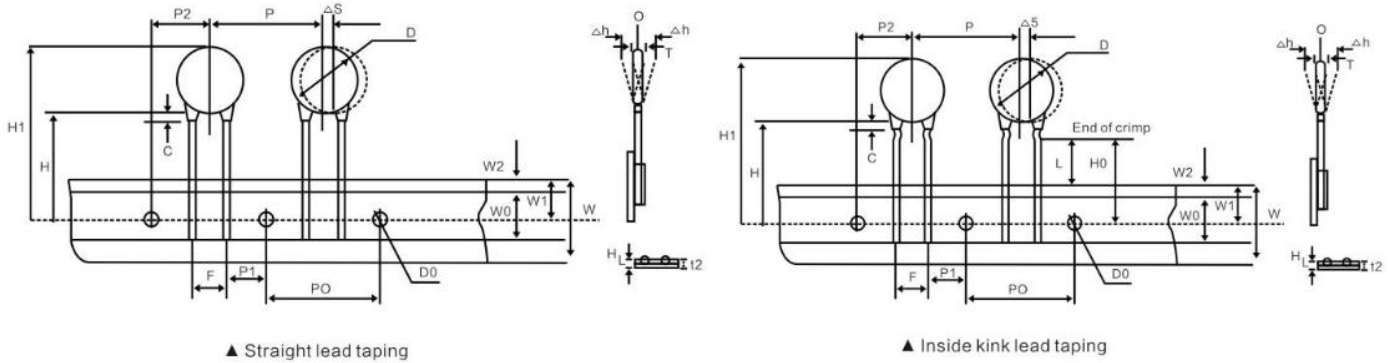
Note: For others resistance which not be listed above, please refer to our sales.

Kingtronics® International Company

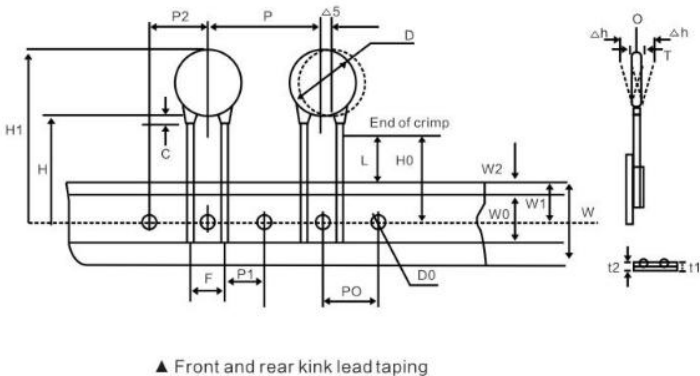
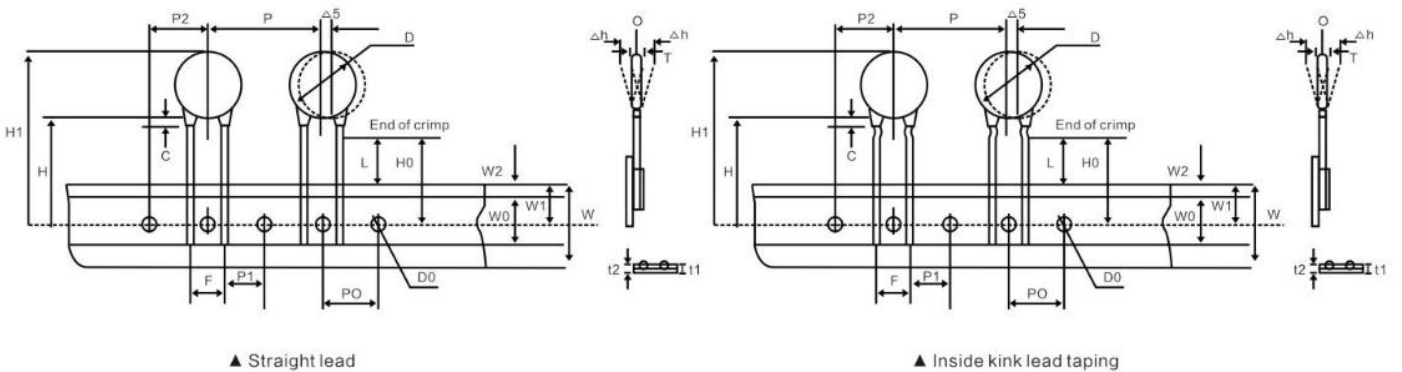
Kingtronics® NKT NTC Thermistor

Negative Temperature Coefficient Thermistor

TAPING SPECIFICATION : Type Style (□D-5/□D-7/□D-9 Series)



TAPING SPECIFICATION : Type Style (□D-11/□D-13/□D-15 Series)



Kingtronics® International Company

Kingtronics®**NKT NTC Thermistor**
Negative Temperature Coefficient Thermistor**Negative Temperature Coefficient Thermistor Taping Specification**

Unit : mm

Symbol	Parameter	□D-5/□D-7/□D-9	□D-11/□D-13/□D-15
P	Pitch Component	12.7±1.0	25.4±1.0
P0	Feed Hold	12.7±0.3	12.7±1.0
P1	Feed Hold Center to Lead	3.85±0.7	8.95±1.5
P2	Hold Center to Component Center	6.35±1.3	12.7±1.5
F	Lead to Lead Distance	5.0±0.8	7.5±0.8
W	Tape Width	18.0+1.5/-1.0	18.0+1.0/-0.5
W0	Hold Down Tape Width	10.5Max	10.5Max
W1	Hold Position	9.0+0.75/-0.5	9.0±0.75
W2	Hold Down Tape Position	3.0max	3.0max
H	Height from Tape Center to Component	20.0±2.0	20.0±2.0
H0	Height from Tape Center to Component	16.0±1.0	16.0±1.0
t	Total Tape Thickness	0.5±0.2	0.5±0.2
T2	Thickness of Tape, wire, Carries tape	1.7Max	1.7Max
c	The Length of the coating lead	3Max	3Max
Δh	Component Alignment	0±2.0	0±2.0
D0	Feed Hold Diameter	4.0±0.2	4.0±0.2

Note: Specifications are subject to change without notice.

Kingtronics® International CompanyWebsite: www.kingtronics.com Email: info@kingtronics.com Tel: (852) 8106 7033 Fax: (852) 8106 7099