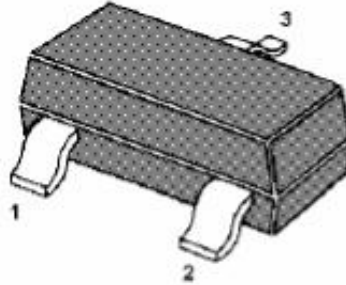


Kingtronics®**MMBT9014**NPN Silicon Epitaxial Planar
Transistors**For switching and AF amplifier applications**

As complementary types the PNP transistors
MMBT9015 is recommended.



1.Base 2.Emitter 3.Collector
SOT-23 Plastic Package

Absolute Maximum Ratings (Ta = 25°C)

PARAMETER	SYMBOL	VALUE	UNIT
Collector Base Voltage	V_{CBO}	50	V
Collector Emitter Voltage	V_{CEO}	45	V
Emitter Base Voltage	V_{EBO}	5	V
Collector Current	I_C	100	mA
Power Dissipation	P_{tot}	200	mW
Junction Temperature	T_j	150	°C
Storage Temperature Range	T_s	- 55 to + 150	°C

Characteristics at Ta = 25°C

PARAMETER	SYMBOL	MIN.	MAX.	UNIT	
DC Current Gain at $V_{CE} = 5\text{ V}$, $I_C = 1\text{ mA}$	MMBT9014B MMBT9014C MMBT9014D	h_{FE}	110 200 420	220 450 800	-
Collector Cutoff Current at $V_{CB} = 50\text{ V}$	I_{CBO}	-	50	nA	
Emitter Cutoff Current at $V_{EB} = 5\text{ V}$	I_{EBO}	-	50	nA	
Collector Base Breakdown Voltage at $I_C = 100\text{ }\mu\text{A}$	$V_{(BR)CBO}$	50	-	V	
Collector Emitter Breakdown Voltage at $I_C = 1\text{ mA}$	$V_{(BR)CEO}$	45	-	V	
Emitter Base Breakdown Voltage at $I_E = 100\text{ }\mu\text{A}$	$V_{(BR)EBO}$	5	-	V	
Collector Emitter Saturation Voltage at $I_C = 100\text{ mA}$, $I_B = 5\text{ mA}$	$V_{CE(sat)}$	-	0.6	V	
Base Emitter Saturation Voltage at $I_C = 100\text{ mA}$, $I_B = 5\text{ mA}$	$V_{BE(sat)}$	-	1	V	
Gain Bandwidth Product at $V_{CE} = 5\text{ V}$, $I_C = 10\text{ mA}$	f_T	100	-	MHz	
Output Capacitance at $V_{CB} = 10\text{ V}$, $f = 1\text{ MHz}$	C_{OB}	-	6	pF	
Noise Figure at $V_{CE} = 5\text{ V}$, $I_C = 200\text{ }\mu\text{A}$, $f = 1\text{ KHz}$, $R_G = 2\text{ K}\Omega$	NF	-	10	dB	

Kingtronics® International CompanyWebsite: www.kingtronics.comEmail: info@kingtronics.com

Tel: (852) 8106 7033

Fax: (852) 8106 7099

Kingtronics®

MMBT9014

NPN Silicon Epitaxial Planar Transistors

RATINGS AND CHARACTERISTIC CURVES MMBT9014

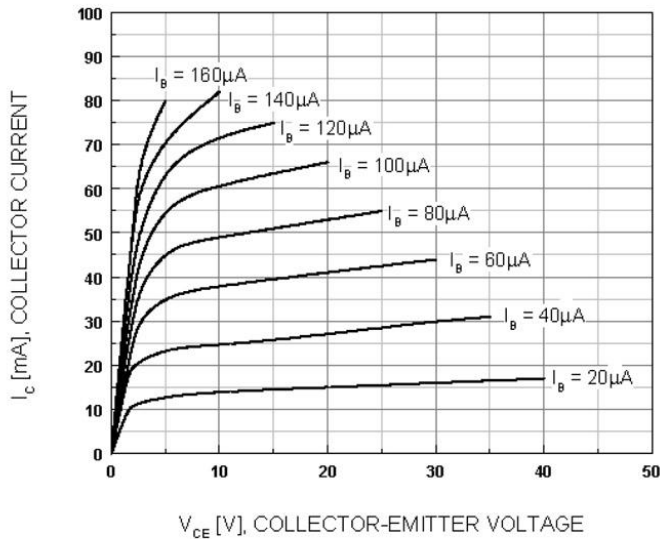


Figure 1. Static Characteristic

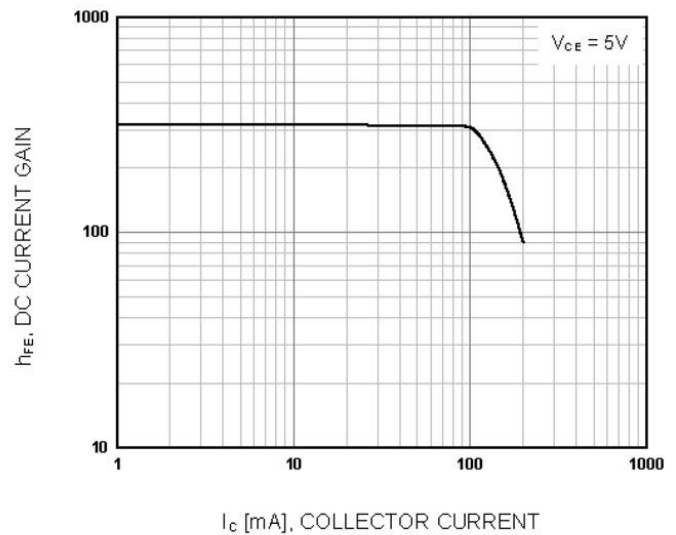


Figure 2. DC current Gain

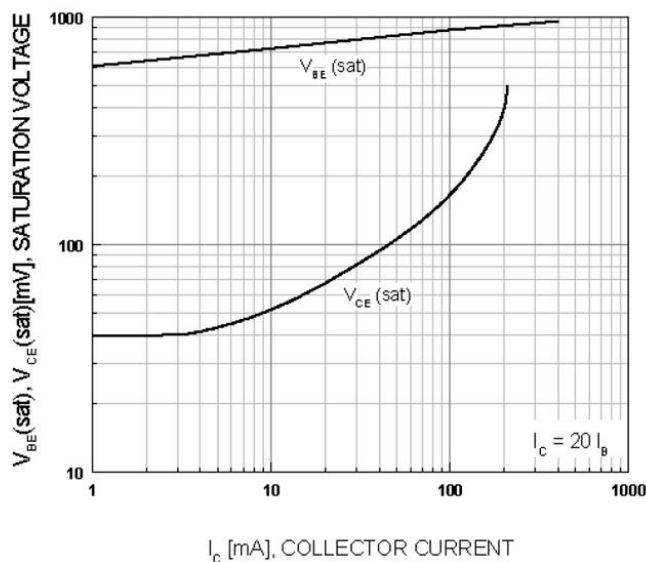


Figure 3. Base-Emitter Saturation Voltage
Collector-Emitter Saturation Voltage

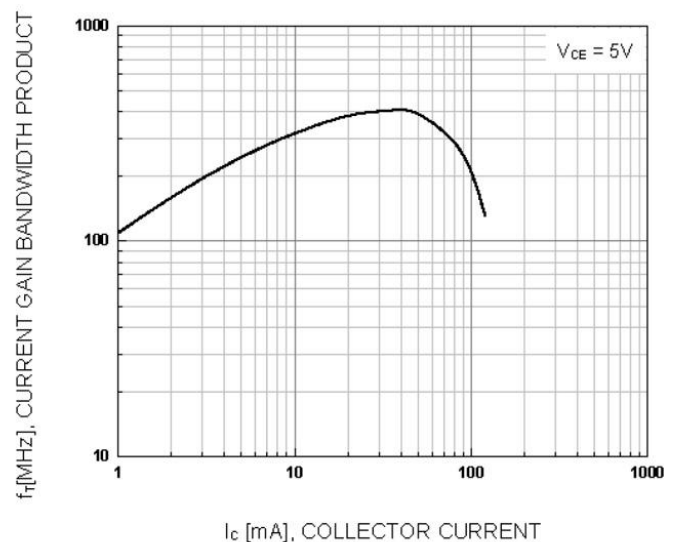


Figure 4. Current Gain Bandwidth Product

Note: Specifications are subject to change without notice.

Kingtronics® International Company

Website: www.kingtronics.com

Email: info@kingtronics.com

Tel: (852) 8106 7033

Fax: (852) 8106 7099