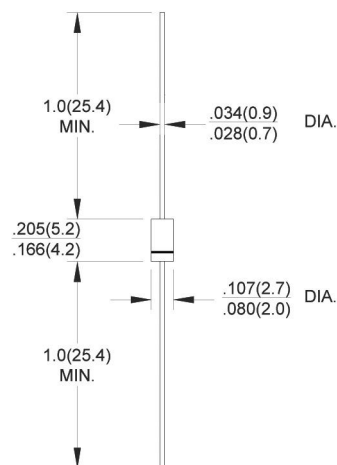


Kingtronics®**1N5817 THRU
1N5819****PLASTIC SCHOTTKY BARRIER RECTIFIER****VOLTAGE RANGE** 20 to 40 Volts**CURRENT** 1.0 Ampere**FEATURES**

- Low switching noise
- Low forward voltage drop
- High forward surge capability
- High reliability
- High temperature soldering guaranteed
- 260°C/10 seconds, 0.375" (9.5mm) lead length at 5 lbs(2.3kg) tension

MECHANICAL DATA

- Case:** Transfer molded plastic
- Epoxy:** UL94V-0 rate flame retardant
- Polarity:** Color band denotes cathode end
- Lead:** Plated axial lead, solderable per MIL-STD-202E method 208C
- Mounting position:** Any
- Weight:** 0.012ounce, 0.33 grams

DO-41**Dimensions in inches and (millimeters)****MAXIMUM RATINGS AND ELECTRICAL CHARACTERISTICS**

Ratings at 25°C ambient temperature unless otherwise specified ,

Single phase, half wave, 60Hz, resistive or inductive load.

For capacitive load derate current by 20%

PARAMETER	SYMBOL	1N5817	1N5818	1N5819	UNIT
Maximum Repetitive Peak Reverse Voltage	VRRM	20	30	40	Volts
Maximum RMS Voltage	VRMS	14	21	28	Volts
Maximum DC Blocking Voltage	VDC	20	30	40	Volts
Maximum Average Forward Rectified Current at TA=75°C	I(AV)	1.0			Amps
Peak Forward Surge Current 8.3mS single half sine-wave superimposed on rated load (JEDEC method)	IFSM	25			Amps
Maximum Instantaneous Forward Voltage at 1.0A	VF	0.45	0.55	0.60	Volts
Maximum Instantaneous Forward Voltage at 3.0A		0.75	0.875	0.90	Volts
Maximum DC Reverse Current at rated DC Blocking Voltage	IR	TA = 25°C	0.5		mA
		TA = 125°C	10		
Typical Junction Capacitance (NOTE 1)	CJ	110			pF
Typical Thermal Resistance (NOTE 2)	RθJA	80			°C/W
Operating and Storage Temperature Range	Tj, TSTG	-55 to +125			°C

1. Measured at 1.0MHz and applied reverse voltage of 4.0 Volts.

2. Thermal Resistance Junction to Ambient.

Kingtronics® International Company

Kingtronics®

1N5817 THRU 1N5819

RATINGS AND CHARACTERISTIC CURVES

FIG.1-TYPICAL FORWARD CURRENT DERATING CURVE

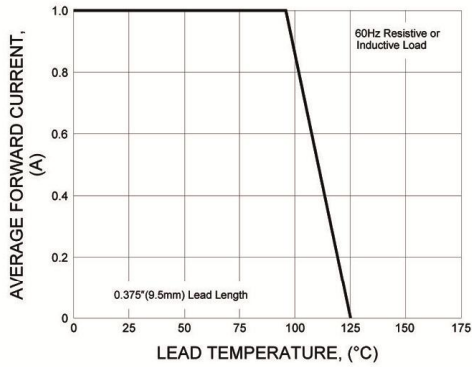


FIG.2-MAXIMUM NON-REPETITIVE PEAK FORWARD SURGE CURRENT

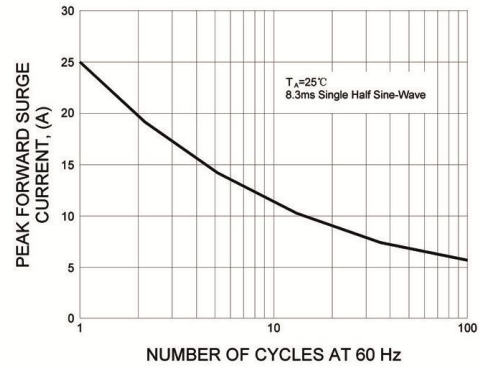


FIG.3-TYPICAL INSTANTANEOUS FORWARD CHARACTERISTICS

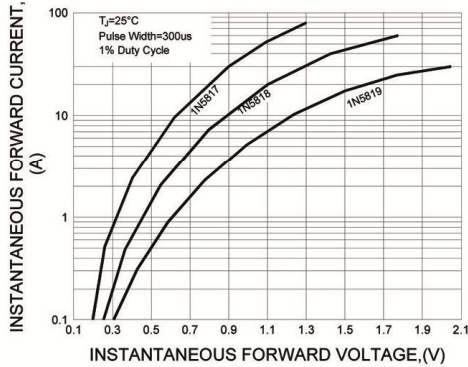


FIG.4-TYPICAL REVERSE CHARACTERISTICS

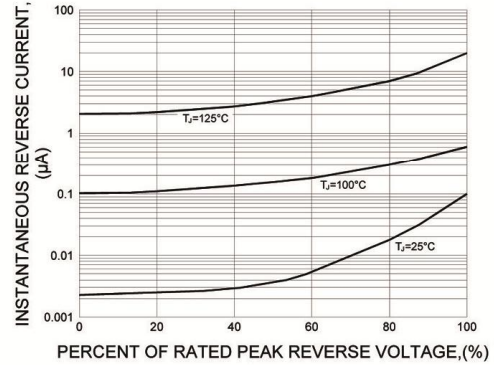
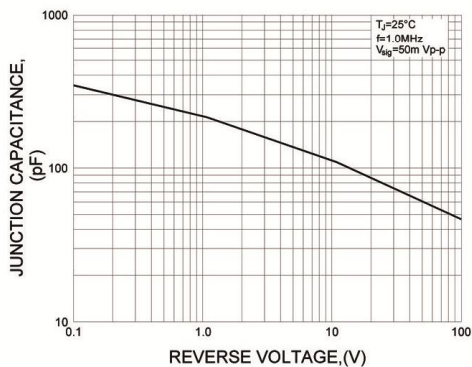


FIG.5-TYPICAL JUNCTION CAPACITANCE



Note: Specifications are subject to change without notice.

Kingtronics® International Company

Website: www.kingtronics.com Email: info@kingtronics.com Tel: (852) 8106 7033 Fax: (852) 8106 7099