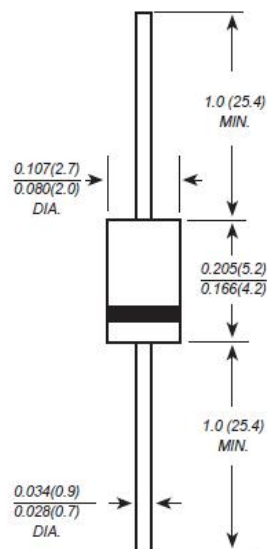


Kingtronics®**1N4933 THRU
1N4937****FAST RECOVERY RECTIFIERS****REVERSE VOLTAGE 50 to 600 Volts FORWARD CURRENT 1.0 Ampere****FEATURES**

The plastic package carries Underwriters Laboratory Flammability Classification 94V-0
 Fast switching for high efficiency
 Low reverse leakage
 High forward surge current capability
 High temperature soldering guaranteed:
 250 °C/10 seconds, 0.375"(9.5mm) lead length,
 5 lbs. (2.3kg) tension

MECHANICAL DATA

Case: DO-41 molded plastic body
 Terminals: Plated axial leads, solderable per MIL-STD-750, Method 2026
 Polarity: Color band denotes cathode end
 Mounting position: Any
 Weight: 0.26grams

DO-41**MAXIMUM RATINGS AND ELECTRICAL CHARACTERISTICS**

Ratings at 25°C ambient temperature unless otherwise specified ,
 Single phase, half wave, 60Hz, resistive or inductive load.
 For capacitive load derate current by 20%

Dimensions in inches and (millimeters)

PARAMETER	SYMBOL	1N 4933	1N 4934	1N 4935	1N 4936	1N 4937	UNIT
Maximum Repetitive Peak Reverse Voltage	V_{RRM}	50	100	200	400	600	VOLTS
Maximum RMS Voltage	V_{RMS}	35	70	140	280	420	VOLTS
Maximum DC Blocking Voltage	V_{DC}	50	100	200	400	600	VOLTS
Maximum average forward rectified current 0.375"(9.5mm) lead length at $T_A=75^\circ\text{C}$	$I_{(AV)}$	1.0					Amp
Peak Forward Surge Current 8.3ms single half sine-wave superimposed on rated load (JEDEC Method)	I_{FSM}	30.0					Amps
Maximum instantaneous forward voltage at 1.0A	V_F	1.2					VOLTS
Maximum DC Reverse Current $T_A=25^\circ\text{C}$ at Rated DC blocking voltage $T_A=100^\circ\text{C}$	I_R	5.0 50.0					μA
Maximum reverse recovery time (NOTE 1)	t_{rr}	200					ns
Typical Junction Capacitance (Note 1)	C_J	15.0					pF
Typical Thermal Resistance (Note 2)	$R_{\theta JA}$	50.0					$^\circ\text{C}/\text{W}$
Operating junction and storage temperature range	T_J, T_{STG}	-65 to +150					$^\circ\text{C}$

1- Reverse recovery condition $I_F=0.5\text{A}, I_R=1.0\text{A}, I_{rr}=0.25\text{A}$

2-Measured at 1 MHz and applied reverse voltage of 4.0 VDC.

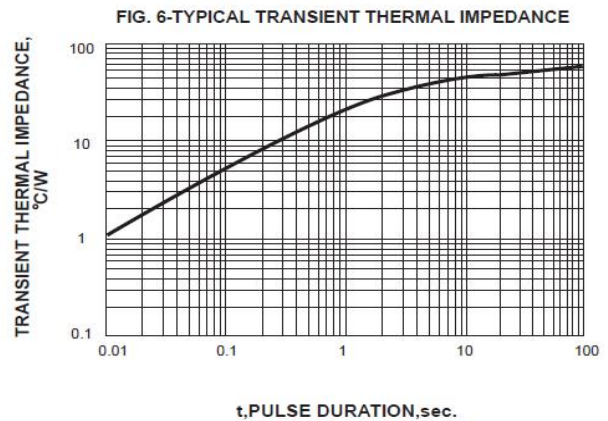
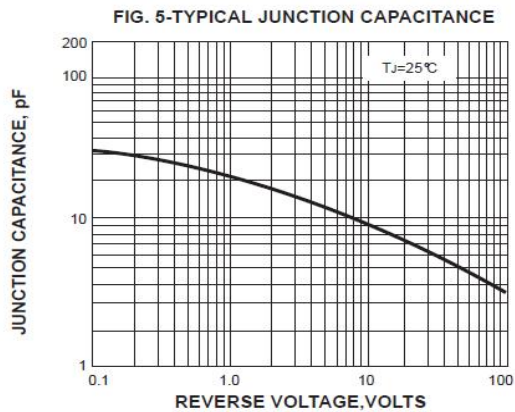
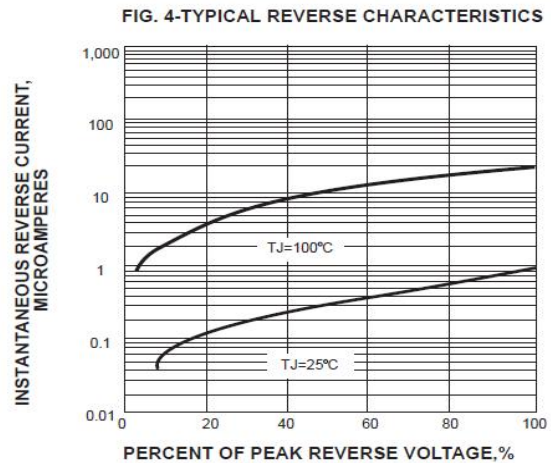
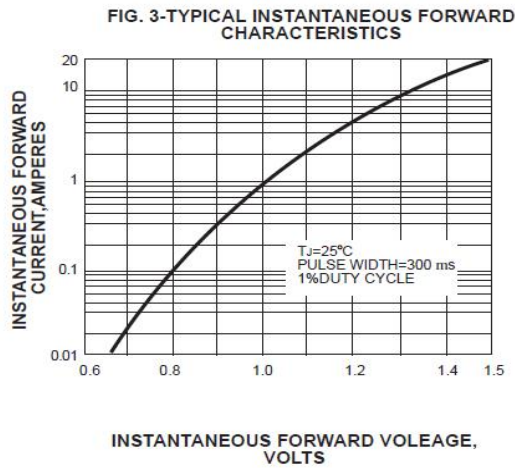
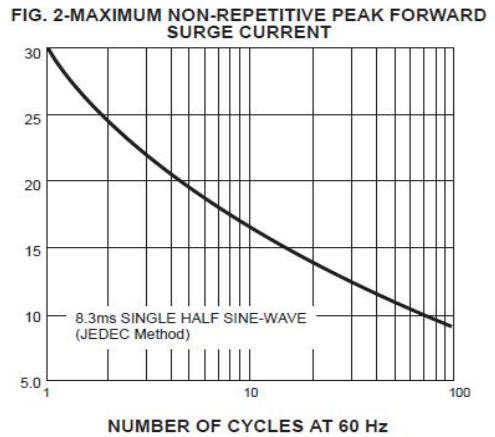
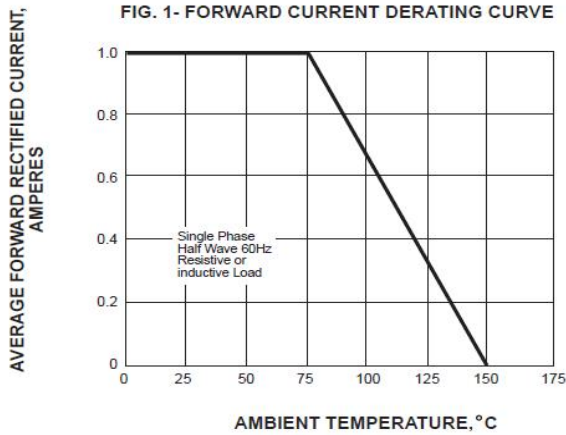
3-Thermal resistance from junction to ambient at 0.375"(9.5mm)lead length,P.C.B. mounted

Kingtronics® International Company

Kingtronics®

1N4933 THRU 1N4937

RATINGS AND CHARACTERISTIC CURVES



Note: Specifications are subject to change without notice.

Kingtronics® International Company