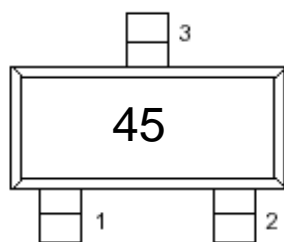
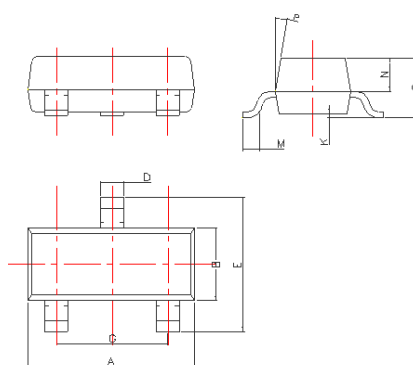
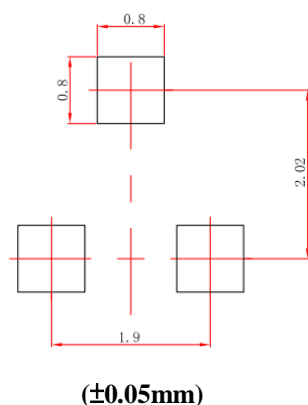
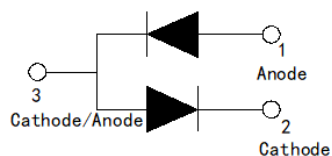


Kingtronics®**CDBAS40-05-ME****Schottky Diode****Marking: 45****Suggested Layout****SOT-23****Dimension**

Top view



DIM	Millimeters
A	2.85~3.04
B	1.30±0.10
C	1.00±0.10
D	0.45±0.05
E	2.25~2.55
G	1.90±0.1
K	0.00-0.10
M	0.20 min
N	0.60±0.10
P	7±2°

MAXIMUM RATINGS (Ta=25°C)

Characteristic	Symbol	Rating	Unit
Reverse Voltage	V_R	40	Vdc
Peak Forward Current	I_F	350	mAdc
Peak Forward Surge Current	$I_{FM}(\text{surge})$	1.5	Adc

THERMAL CHARACTERISTICS

Characteristic	Symbol	Max	Unit
Total Device Dissipation FR-5 Board(1) TA=25°C	P_D	225	mW
Total Device Dissipation Alumina Substrate,(2) TA=25°C	P_D	300	mW
Junction and Storage Temperature	$T_J,$ T_{stg}	150 , -55 ~50	°C

1. FR-5=1.0×0.75×0.062in, printed-circuit board.

2. Alumina=0.4×0.3×0.024in, 99.5%alumina

ELECTRICAL CHARACTERISTICS (TA=25°C unless otherwise noted)

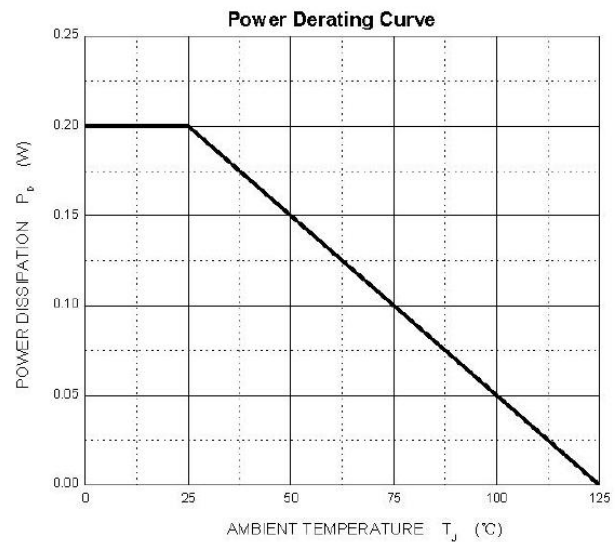
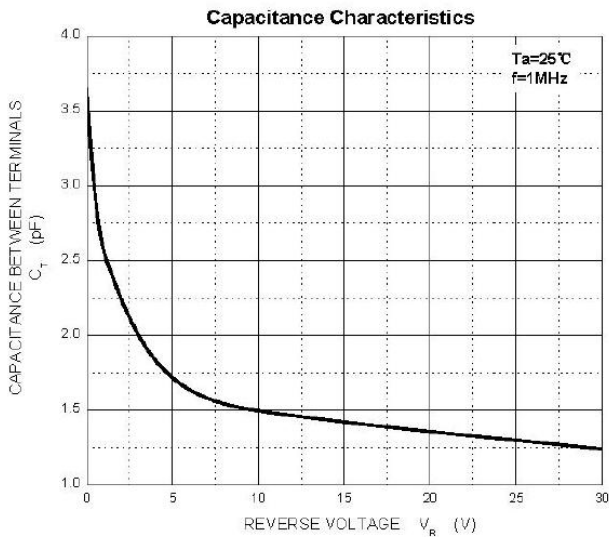
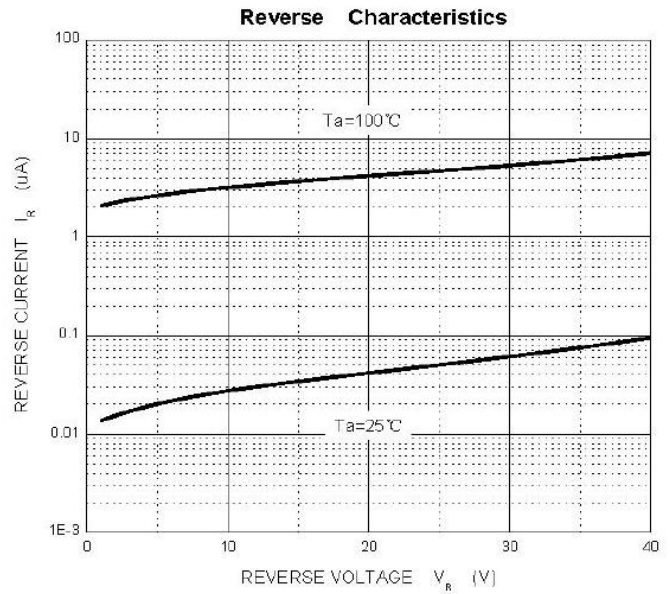
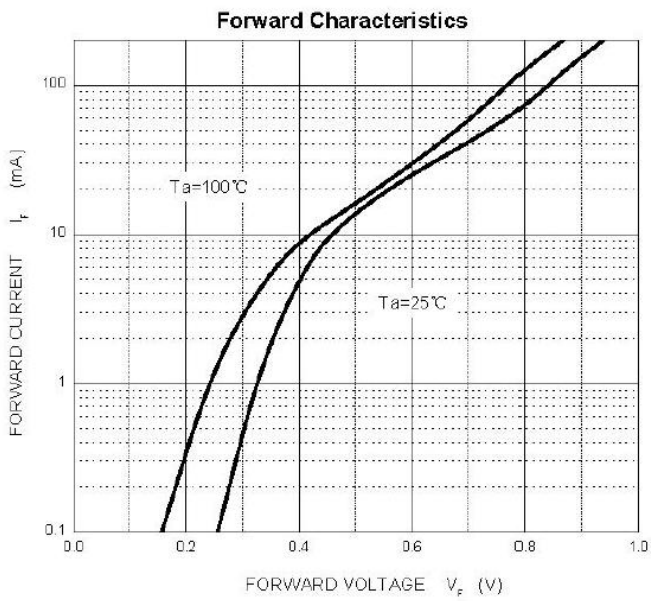
Characteristic	Symbol	Test Condition	Min	Type	Max	Unit
Reverse Voltage Leakage Current	I_R	$V_R=25\text{Vdc}$	--	--	1.0	μA
Reverse Breakdown Voltage	$V_{(BR)}$	$I_{BR}=10\mu\text{Adc}$	40	--	--	Vdc
Forward Voltage	V_F	$I_F=20\text{mAdc}$	--	--	370	mV
		$I_F=200\text{mAdc}$	--	--	600	
Total Capacitance	C_T	$V_R=1\text{V}, f=1.0\text{MHz}$	--	--	5.0	pF

Kingtronics® International CompanyWebsite: www.kingtronics.comEmail: info@kingtronics.com

Tel: (852) 8106 7033

Fax: (852) 8106 7099

Typical Performance Characteristics



Note: Specifications are subject to change without notice.