

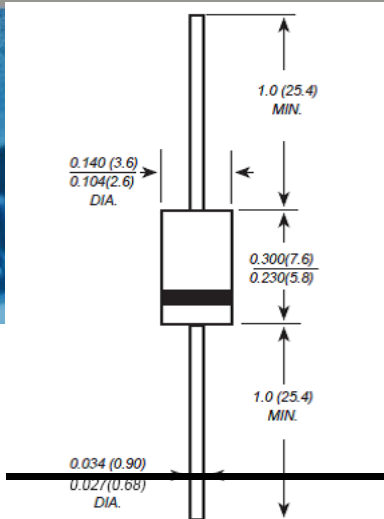
Kingtronics®

1N5391 THRU 1N5399

GENERAL PURPOSE SILICON RECTIFIER

VOLTAGE 50 to 1000 Volts FORWARD CURRENT 1.5 Ampere

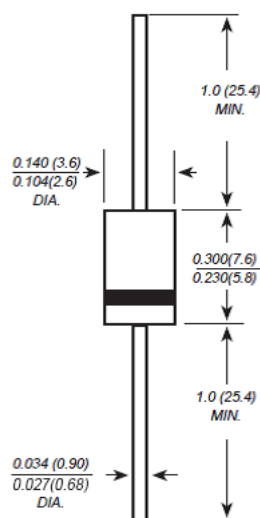
DO-15



The plastic package carries Underwriters Laboratory Flammability Classification 94V-0
Fast switching for high efficiency
Low reverse leakage
High forward surge current capability
High temperature soldering guaranteed:
250 °C/10 seconds, 0.375" (9.5mm) lead length,
5 lbs. (2.3kg) tension

MECHANICAL DATA

Case: JEDEC DO-15 molded plastic body
Terminals: Plated axial leads, solderable per MIL-STD-750, Method 2026
Polarity: Color band denotes cathode end
Mounting position: Any
Weight: 0.014 ounce, 0.40 grams



MAXIMUM RATINGS AND ELECTRICAL CHARACTERISTICS

Ratings at 25°C ambient temperature unless otherwise specified, Dimensions in inches and (millimeters)
Single phase, half wave, 60Hz, resistive or inductive load.
For capacitive load derate current by 20%

PARAMETER	SYMBOL	1N 5391	1N 5392	1N 5393	1N 5394	1N 5395	1N 5396	1N 5397	1N 5398	1N 5399	UNIT
Maximum Repetitive Peak Reverse Voltage	V_{RRM}	50	100	200	300	400	500	600	800	1000	VOLTS
Maximum RMS Voltage	V_{RMS}	35	70	140	210	280	350	420	560	700	VOLTS
Maximum DC Blocking Voltage	V_{DC}	50	100	200	300	400	500	600	800	1000	VOLTS
Maximum average forward rectified current 0.375" (9.5mm) lead length at $T_A=75^\circ\text{C}$	$I_{(AV)}$	1.5									Amp
Peak Forward Surge Current 8.3ms single half sine-wave superimposed on rated load (JEDEC Method)	I_{FSM}	50.0									Amps
Maximum instantaneous forward voltage at 1.5A	V_F	1.4									VOLTS
Maximum DC Reverse Current $T_A=25^\circ\text{C}$ at Rated DC blocking voltage $T_A=100^\circ\text{C}$	I_R	5.0 100.0									μA
Typical Junction Capacitance (Note 1)	C_J	20.0									pF
Typical Thermal Resistance (Note 2)	$R_{\theta JA}$	50.0									$^\circ\text{C/W}$
Operating junction and storage temperature range	T_J, T_{STG}	-65 to +175									$^\circ\text{C}$

1-Measured at 1 MHz and applied reverse voltage of 4.0 VDC.

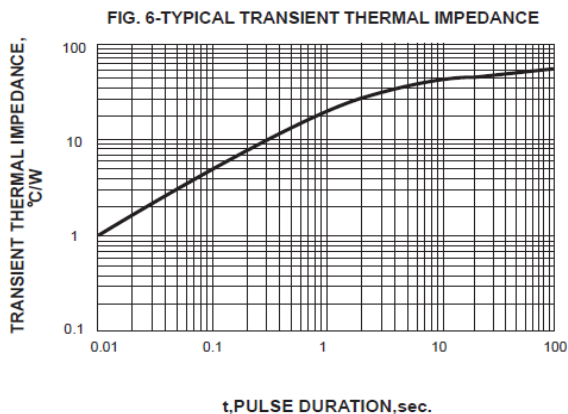
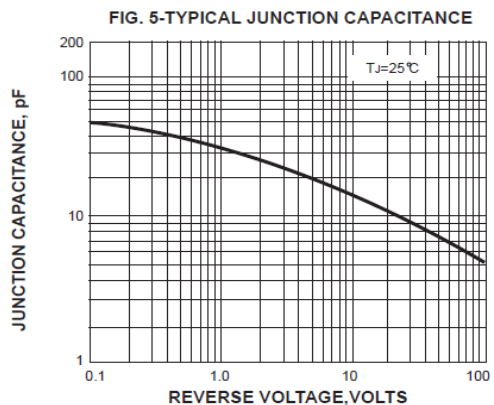
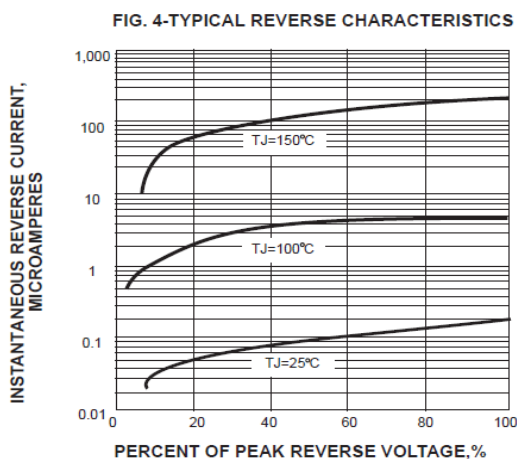
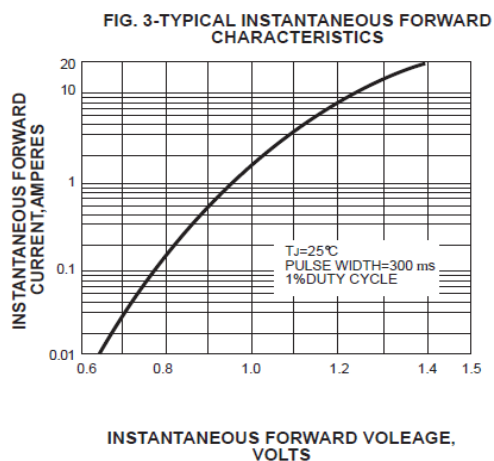
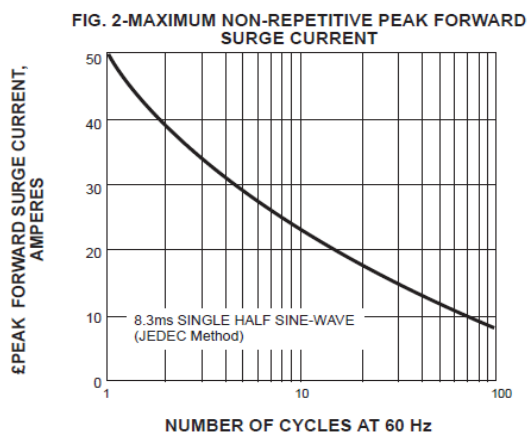
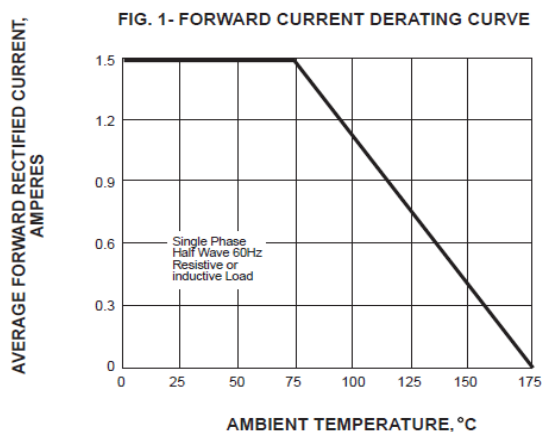
2-Thermal resistance from junction to ambient at 0.375" (9.5mm) lead length, P.C.B. mounted.

Kingtronics® International Company

Kingtronics®

1N5391 THRU 1N5399

RATINGS AND CHARACTERISTIC CURVES



Note: Specifications are subject to change without notice.

Kingtronics® International Company